

## What to do

### Writing

*IMPORTANT Parent or Carer –  
Please check that you are happy with any weblinks or use of the internet.*

Our focus today is writing

#### 1. Read a poem

Share and read together to enjoy *I really want to be a cat*. Pause to discuss it as you read. Read it again, thinking about all the reasons that it would be so cool to be a cat!

#### 2. Write your own poem

- Talk about being a dog. Would it be fun to be a dog? Brainstorm ideas about what you could get up to if you were a dog.
  - I could run faster than any person!
  - I could jump over fences or walls.
- Now look at the poem sheet *I really want to be a dog*, and discuss which things we might write to create our poem.
- Together, with your child writing some parts and you writing other parts from their dictation, write a poem about being a dog.

*See Guidance and handwriting groups below.*

#### Try these Fun-Time Extras

- Watch these funny cat videos! Or research your own.  
<https://www.youtube.com/watch?v=i09cua9QN7I>

## I really want to be a cat

I really want to be a cat,  
what's so very wrong with that?  
I want to scratch and slink and prowl  
but all I do is bark and growl.  
I want to chase the birds and mice -  
I know it isn't very nice!  
I want to jump upon the table  
to steal some food when I am able.  
I want to climb the highest tree  
but solid ground is all I see.  
I want to purr and go meow,  
the problem is I don't know how!  
I want to prowl around at night  
but all I do is get a fright.  
I really want to be a cat,  
what's so very wrong with that?



**I really want to be a dog**

I really want to be a dog

I really want to \_\_\_\_\_

I know it isn't very nice!

I really want to \_\_\_\_\_

But \_\_\_\_\_



I really want to \_\_\_\_\_

I really want to



\_\_\_\_\_

What's so very wrong with that?





## Guidance for writing – some do's and don'ts

- **DO focus on letter formation.** See sheet below. It's really important that children get into the habit of writing letters correctly – this is not about how the finished letter looks, it's all about **how** they write it – what direction they move the pencil or pen. Bad habits are almost impossible to break – if they form letters wrongly, the finished letter may look good BUT in the long run, they are much less likely to be able to write fluently.
  - **DON'T write a word or a line for them to copy.** If they can't remember how to write a letter, demonstrate, forming it correctly, so that they can imitate you.
  - **DO give loads of praise.** Writing is so hard, and children get discouraged easily. It may be that they have just written one or two words, but if you praise them, it may be four words next time!
  - **DON'T do 'dotty' letters for them to trace.** It is much better for children to form their own letters. We are teaching them to write not trace!
  - **DO write for them sometimes.** It is important that young children can express their ideas in written form, and sometimes it is really good to write down what they say so that their ideas are expressed in writing on the page. Sometimes you can take turns to scribe. You write a bit, then they write a bit.
- 
- 

## Letter Groups

### Group 1 – Long Ladder Letters

*Start at the top and come down the ladder and go off into another direction.*

i j l  
t u

### Group 2 – Bouncing Ball Letters

*Start at the top, go down and then re-trace upwards.*

b h k  
m n p r

### Group 3 – Curly Caterpillar Letters

*Start at the top and go anti-clockwise round.*

c a d e  
g o q f  
s

### Group 4 – Zigzag Letters

*Start at the top and zigzag down and up again.*

v w  
x z